


# STEP TWO CORPORATION LIMITED

21, Hemant Basu Sarani, 5<sup>th</sup> Floor, Room # 507, Kolkata - 700 001  
 Telefax : 2231 8207 / 08 • E-mail : [admin@steptwo.in](mailto:admin@steptwo.in)

## SHARE HOLDING PATTERN TO BE SUBMITTED AS PER Clause 35 share holding pattern for the quarter ended 31st March 2014


sub-table (I)(a)

<b>Name of the Company: STEP TWO CORPORATION LIMITED</b>			
<b>Scrip Code : 531509</b>	<b>Name of the scrip:</b>	<b>class of security:</b>	
<b>Quarter ended: 31st March'2014</b>			
<b>Partly paid-up shares:-</b>	<b>No. of partly paid-up shares</b>	<b>As a % of total no. of partly paid-up shares</b>	<b>As a % of total no. of shares of the company</b>
Held by promoter/promoter group	NIL	NIL	NIL
Held by public	812500	100%	16.082%
<b>Total - D</b>	<b>812500</b>	<b>100%</b>	<b>16.082%</b>
<b>Outstanding convertible securities:-</b>	<b>No. of outstanding securities</b>	<b>As a % of total no. of outstanding convertible securities</b>	<b>As a % of total no. of shares of the company, assuming full conversion of the convertible securities</b>
Held by promoter/promoter group	NIL	NIL	NIL
Held by public	NIL	NIL	NIL
<b>Total - E</b>	<b>NIL</b>	<b>NIL</b>	<b>NIL</b>
<b>Warrants:-</b>	<b>No. of warrants</b>	<b>As a % of total no. of warrants</b>	<b>As a % of total no. of shares of the company, assuming full conversion of warrants</b>
Held by promoter/promoter group	NIL	NIL	NIL
Held by public	NIL	NIL	NIL
<b>Total - F</b>	<b>NIL</b>	<b>NIL</b>	<b>NIL</b>
<b>Total paid-up capital of the company, assuming full conversion of warrants and convertible securities</b>	<b>5052100</b>		



**SHARE HOLDING PATTERN TO BE SUBMITTED AS PER CLAUSE 35  
SHARE HOLDING PATTERN FOR THE QUARTER ENDED 31st March'2014**

Statement Showing Shareholding Pattern								
Name of the Company : <b>STEP TWO CORPORATION LIMITED</b>								
CIN Code : <b>531509</b>								
Quarter ended :								
Quarter ended 31st MARCH'2014								
Category of Shareholder	Number of Shareholders	Total number of shares	Number of shares held in dematerialized form	Total shareholding as a percentage of total number of shares		Shares Pledged or otherwise encumbered		
				As a percentage of (A+B)	As a percentage of (A+B+C)	Number of shares	As a percentage	
(I)	(II)	(III)	(IV)	(V)	(VI)	(VII)	(VIII)	(IX)= (VIII)/(IV)*100
<b>(A) Shareholding of Promoter and Promoter Group</b>								
1	Indian							
(a)	Individuals/ Hindu Undivided Family	3	1702700	1698700	33.703	33.703	NIL	NIL
(b)	Central Government/ State Government(s)	0	0	0	0.00	0.00	NIL	NIL
(c)	Bodies Corporate	2	753100	0	14.907	14.907	NIL	NIL
(d)	Financial Institutions/ Banks	0	0	0	0.00	0.00	NIL	NIL
(e)	Any Others(Specify)	0	0	0	0.00	0.00	NIL	NIL
	Sub Total(A)(1)	5	2455800	1698700	48.609	48.609	NIL	NIL
2	Foreign							
a	Individuals (Non-Residents Individuals/ Foreign Individuals)	0	0	0	0.00	0.00	NIL	NIL
b	Bodies Corporate	0	0	0	0.00	0.00	NIL	NIL
c	Institutions	0	0	0	0.00	0.00	NIL	NIL
d	Any Others(Specify)	0	0	0	0.00	0.00	NIL	NIL
	Sub Total(A)(2)	0	0	0	0.00	0.00	NIL	NIL
	Total Shareholding of Promoter and Promoter Group (A)= (A)(1)+(A)(2)	5	2455800	1698700	48.609	48.609	NIL	NIL
<b>(B) Public shareholding</b>								
1	Institutions							
(a)	Mutual Funds/ UTI	0	0	0	0.00	0.00	NIL	NIL
(b)	Financial Institutions/ Banks	0	0	0	0.00	0.00	NIL	NIL
(c)	Central Government/ State Government(s)	0	0	0	0.00	0.00	NIL	NIL
(d)	Venture Capital Funds	0	0	0	0.00	0.00	NIL	NIL




	Insurance Companies	0	0	0	0.00	0.00	NIL	NIL
	Foreign Institutional Investors	0	0	0	0.00	0.00	NIL	NIL
	Foreign Venture Capital Investors	0	0	0	0.00	0.00	NIL	NIL
	Any Other (specify)	0	0	0	0.00	0.00	NIL	NIL
	Sub-Total (B)(1)	0	0	0	0.00	0.00	NIL	NIL
B 2	Non-institutions							
(a)	Bodies Corporate	27	361862	327962	7.163	7.163	NIL	NIL
(b)	Individuals							
I	Individuals -i. Individual shareholders holding nominal share capital up to Rs 1 lakh	1671	1181884	141520	23.394	23.394	NIL	NIL
II	ii. Individual shareholders holding nominal share capital in excess of Rs. 1 lakh.	40	1051300	552800	20.809	20.809	NIL	NIL
(c)	Qualified Foreign Investors	Nil	Nil	Nil	Nil	Nil	Nil	Nil
(d)	Any Other (Clearing Memb/Clearing Cor)	4	1254	1254	0.025	0.025	NIL	NIL
	Sub-Total (B)(2)	1742	2596300	1023536	51.391	51.391	NIL	NIL
(B)	Total Public Shareholding (B)= (B)(1)+(B)(2)	1742	2596300	1023536	51.391	51.391	NIL	NIL
	TOTAL (A)+(B)	1747	5052100	2722236	100.000	100.000	NIL	NIL
(C)	Shares held by Custodians and against which Depository Receipts have been issued							
1	Promoter and Promoter Group	0	0	0	0	0	NIL	NIL
2	Public	0	0	0	0	0	NIL	NIL
	Sub-Total (C)	0	0	0	0	0	NIL	NIL
	GRAND TOTAL (A)+(B)+(C)	1747	5052100	2722236	100.000	100.000	NIL	NIL



(1)(b) Statement showing holding of securities (including shares, warrants, convertible securities) of persons belonging to the category "Promoter and Promoter Group" as on 31.03.2014

Sr. No.	Name of the shareholder	Details of Shares held		Encumbered shares (*)		Details of warrants		Details of convertible securities		Total shares (including underlying shares full of conversion warrants and convertible securities) as a % of diluted share capital
		Number of shares held	As a % of grand total (A)+(B)+(C)	No.	As a percentage	As a % of grand total (A)+(B)+(C) of sub-clause (1)(a)	Number of warrants held	As a % total number of warrants of the same class	Number of convertible securities held	
(i)	(ii)	(iii)	(iv)	(v)	(vi)	(vii)	(viii)	(ix)	(x)	(xi)
1	Akron Dealers Pvt.Ltd.	500100	9.899	0	0.00	0.00	0	0	0	9.899
2	Equi Invest Pvt.Ltd.	253000	5.008	0	0.00	0.00	0	0	0	5.008
3	Ashok Kumar Sharma	4000	0.079	0	0.00	0.00	0	0	0	0.079
4	Raj Kumar Agarwal	1688700	33.426	0	0.00	0.00	0	0	0	33.426
5	Sapna Agarwal	10000	0.198	0	0.00	0.00	0	0	0	0.198
		2455800	48.609	0	0.00	0.00	0	0	0	48.609
	<b>TOTAL</b>									



(\*) The term "encumbrance" has the same meaning as assigned to it in regulation 28(3) of the SAST Regulations, 2011

(1)(c)(i) Statement showing holding of securities (including shares, warrants, convertible securities) of persons belonging to the category "Public" and holding more than 1% of the total number of shares as on 31.03.2014

Sr. No.	Name of the shareholder	Number of shares held	Shares as a percentage of total number of shares {i.e., Grand Total (A)+(B)+(C) indicated in Statement at para (1)(a)}	Details of warrants		Details of convertible securities		Total shares (including underlying shares assuming full conversion of warrants and convertible securities) as a % of diluted share capital
				Number of warrants held	As a % total number of warrants of the same class	Number of convertible securities held	% w.r.t total number of convertible securities of the same class	
1	Martin Burn Limited	95200	1.884	0	0	0	0	1.884
2	Nandankanan Distributors Pvt.L	64300	1.273	0	0	0	0	1.273
3	Vikash Financial Services Pvt.L	55000	1.089	0	0	0	0	1.089
4	Narcsgh Singhal	63500	1.257	0	0	0	0	1.257
<b>TOTAL</b>		<b>278000</b>	<b>5.503</b>	<b>0</b>	<b>0</b>	<b>0</b>	<b>0</b>	<b>5.503</b>

(1)(c)(ii) Statement showing holding of securities (including shares, warrants, convertible securities) of persons (together with PAC) belonging to the category "Public" and holding more than 5% of the total number of shares of the company as on 31.03.2014

Sr. No.	Name(s) of the shareholder(s) and the Persons Acting in Concert (PAC) with them	Number of shares	Shares as a percentage of total number of shares {i.e., Grand Total (A)+(B)+(C) indicated in Statement at para (1)(a)}	Details of warrants		Details of convertible securities		Total shares (including underlying shares assuming full conversion of warrants and convertible securities) as a % of diluted share capital
				Number of warrants	As a % total number of warrants of the same class	Number of convertible securities held	% w.r.t total number of convertible securities of the same class	
1	NIL	NIL	NIL	NIL	NIL	NIL	NIL	NIL
<b>TOTAL</b>		<b>NIL</b>	<b>NIL</b>	<b>NIL</b>	<b>NIL</b>	<b>NIL</b>	<b>NIL</b>	<b>NIL</b>



(I)(d) Statement showing details of locked-in shares as on 31.03.2014

Sr. No.	Name of the shareholder	Number of shares	Number of locked-in shares	Locked-in shares as a percentage of total number of shares {i.e., Grand Total (A)+(B)+(C) indicated in Statement at para (I)(a) above}
1	NIL	NIL	NIL	NIL
<b>TOTAL</b>			NIL	NIL

(II)(a) Statement showing details of Depository Receipts (DRs)

Sr. No.	Type of outstanding DR (ADRs, GDRs, SDRs, etc.)	Number of outstanding DRs	Number of shares underlying outstanding DRs	Shares underlying outstanding DRs as a percentage of total number of shares {i.e., Grand Total (A)+(B)+(C) indicated in Statement at para (I)(a) above}
1	NIL	NIL	NIL	NIL
<b>TOTAL</b>		NIL	NIL	NIL

(II)(b) Statement showing holding of Depository Receipts (DRs), where underlying shares held by "promoter/promoter group" are in excess of 1% of the total number of shares

Sr. No.	Name of the DR Holder	Type of outstanding DR (ADRs, GDRs, SDRs, etc.)	Number of shares underlying outstanding DRs	Shares underlying outstanding DRs as a percentage of total number of shares {i.e., Grand Total (A)+(B)+(C) indicated in Statement at para (I)(a) above}
1	NIL	NIL	NIL	NIL
<b>TOTAL NIL</b>		NIL	NIL	NIL

